


## Stencil Paper



### Stencil Paper

---

This paper is formulated to have the capability for typing or printing on it in the field.

Very popular for variable stencil data in the field such as serial numbers.

Depending on the paper Monode has a few ways to convert the product for best use in the field.

#### **Applications Include:**

- Component Identification • Component Traceability • Serial Numbering • Logo Marking
- Security Marking • Health & Safety Appliance Marking • Certification Marking
- Decorative Trophy & Award Marking • Time & Date Marking • Part Numbering
- Batch & Shift Coding • Calibration Systems • Label & Tag Marking



Stencil Paper Size Chart

Types of Stencil Paper

Standard Stock Sizes Available\*

	Die-Impression: Blue(DIB)	Die-Impression: Green(DIG)	Tractor-Fed Heavy Duty: Blue(TFB)	Tractor-Fed Heavy Duty: Green(TFG)
2-1/2" X 7" (27)	●	●		
3-3/4" X 7" (37)	●	●		
2-1/2" X 20' (220)	●	●	●	●
2-1/2" X 100' (2100)	●	●	●	●
2-1/2" X 200' (2200)	●	●	●	●
2-1/2" X 300' (2300)	●	●	●	●
2-1/2" X 400' (2400)	●	●	●	●
2-1/2" X 500' (2500)	●	●	●	●
2-1/2" X 600' (2600)	●	●	●	●
3-3/4" X 20' (320)	●	●	●	●
3-3/4" X 100' (3100)	●	●	●	●
3-3/4" X 200' (3200)	●	●	●	●
3-3/4" X 300' (3300)	●	●	●	●
3-3/4" X 400' (3400)	●	●	●	●
3-3/4" X 500' (3500)	●	●	●	●
3-3/4" X 600' (3600)	●	●	●	●
6" X 20' (620)			●	●
6" X 100' (6100)			●	●
6" X 200' (6200)			●	●
6" X 300' (6300)			●	●
6" X 400' (6400)			●	●
6" X 500' (6500)			●	●
6" X 600' (6600)			●	●




To order Die-Impression and Heavy Duty Tractor-Fed use the initials of the type of paper (DIB, TFG, etc.), followed by the coordinating number for the size of the marker (220, 3400 etc.). For example a 2" x 100' roll of blue Die-Impression paper would be DIB2200.

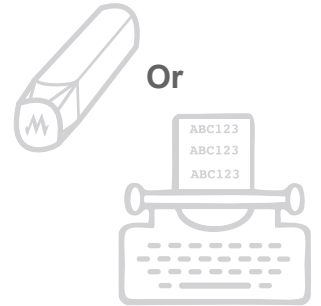


### Die Impression

- Allows stencils with your trademark or other repetitive data
- Available in green or blue
- Space at convenient increments, to enable you to add extra information
- Available with or without logos
- Available in rolls or in boxes of 100 flat sheets

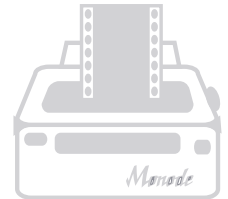


Use With:



### Tractor Fed - Heavy Duty

- Heavy Duty
- Can be used for shallow etch applications
- Can be used for some deep etch applications
- Available in blue and green



Produced for over 60 years in house



*When identification is critical for traceability or product impact, a quality mark is required. Monode combines creative engineering with a full range of marking solutions to meet your needs. Over a half-century of progress as a trusted "parts marking problem solver" ...that's Monode!*



**Quality Marking Equipment with Integrated Machine Vision Solutions**